

Student's Opinions 2018-2019

Guided path to access the Student's Opinions questionnaire



SAPIENZA
UNIVERSITÀ DI ROMA

Login

From the uniroma1 homepage <https://www.uniroma1.it>
select: **STUDENTI**

**Insert your Student Serial number and Password to login in
your personal INFOSTUD 2.0 webpage.**

The screenshot shows the Sapienza University of Rome website. At the top left is the university logo and name. Navigation links include STUDENTS, GRADUATES, TERRITORY, and CONTACTS. A search bar and a language dropdown (EN) are on the right. Below the navigation is a breadcrumb trail: Home / Students. The main content area features a large image of two students, a smaller image of a sculpture with the text "Music, Theatre, Sports and Leisure", and a prominent "INFOSTUD 2.0 LOGIN" section. This login section contains two input fields: "Serial number" and "Password". Below these fields are links for "Register" and "Forgot your password?", a "entra con SPID" button, and an "ACCEDI" button. A search bar at the bottom left contains the text "Look for your course". A yellow oval highlights the login form area.

Home / Students

STUDENTS GRADUATES TERRITORY CONTACTS search on site EN

Students

Music, Theatre, Sports and Leisure

INFOSTUD 2.0 LOGIN

Serial number

Password

Register
Forgot your password?

entra con SPID ACCEDI

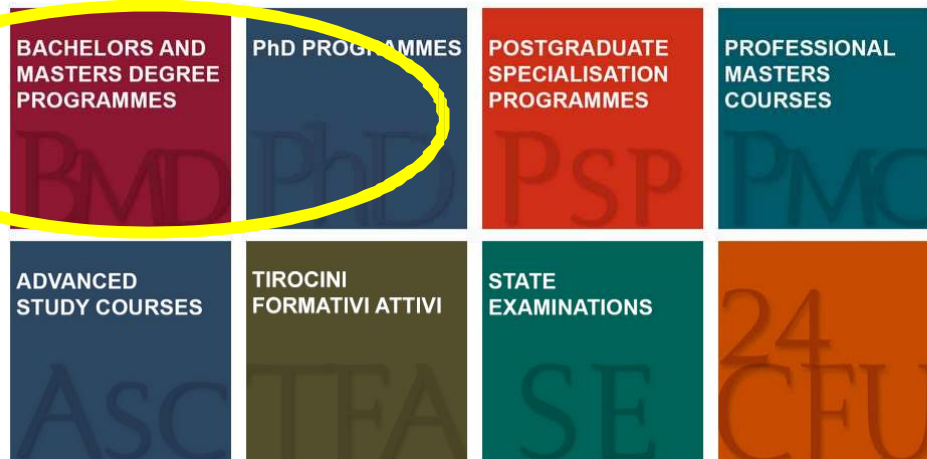
Look for your course

Bachelors and Masters Degree Programmes

Click on Bachelors and Masters Degree Programmes

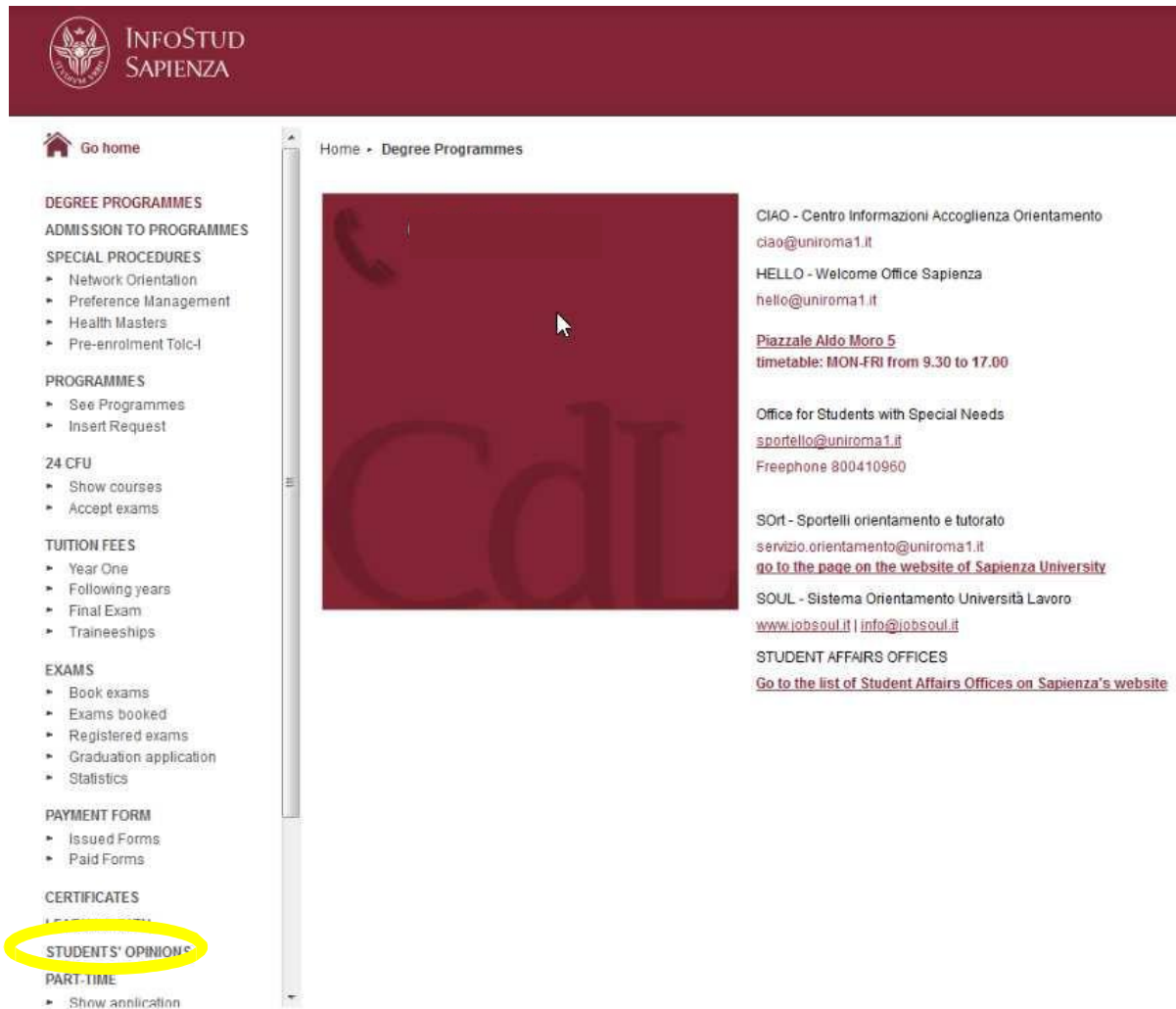


PAYMENT SLIPS + CERTIFICATES + SEARCH EXAM DATES BOOKED EXAMS REGISTERED EXAMS STATISTICS



Bachelors and Masters Degree Programmes → Student's Opinions

1. From the menu on the left click on **STUDENT'S OPINIONS**



The screenshot displays the INFOSTUD SAPIENZA website interface. The left sidebar contains a navigation menu with the following categories and items:

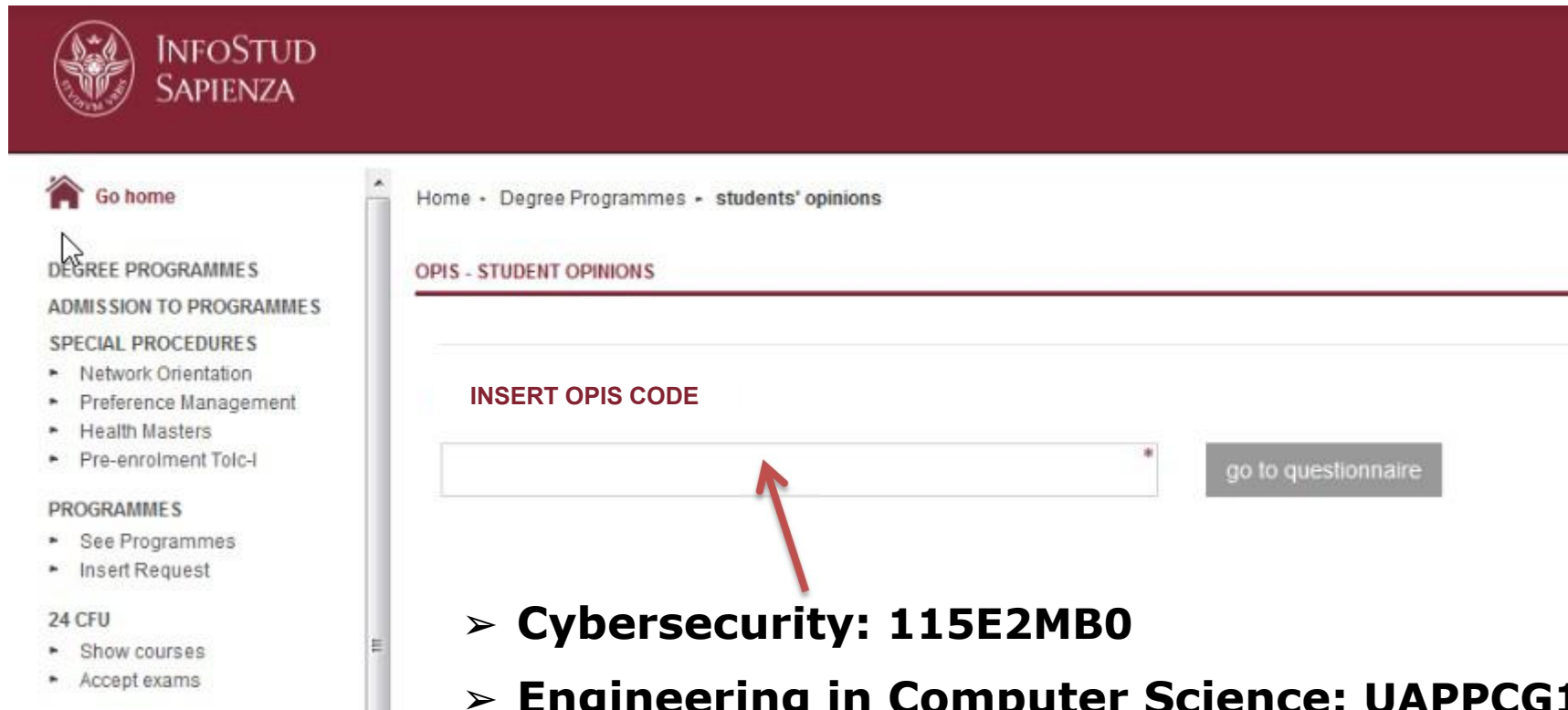
- Go home
- DEGREE PROGRAMMES
- ADMISSION TO PROGRAMMES
- SPECIAL PROCEDURES
 - Network Orientation
 - Preference Management
 - Health Masters
 - Pre-enrolment Tolc-I
- PROGRAMMES
 - See Programmes
 - Insert Request
- 24 CFU
 - Show courses
 - Accept exams
- TUITION FEES
 - Year One
 - Following years
 - Final Exam
 - Traineeships
- EXAMS
 - Book exams
 - Exams booked
 - Registered exams
 - Graduation application
 - Statistics
- PAYMENT FORM
 - Issued Forms
 - Paid Forms
- CERTIFICATES
- STUDENT'S OPINIONS** (highlighted with a yellow circle)
- PART-TIME
 - Show application

The main content area, titled "Home - Degree Programmes", features a large red banner with the text "CdL" and a mouse cursor. To the right of the banner, there is a list of contact information for various student services:

- CIAO - Centro Informazioni Accoglienza Orientamento
ciao@uniroma1.it
- HELLO - Welcome Office Sapienza
hello@uniroma1.it
- Piazzale Aldo Moro 5
timetable: MON-FRI from 9.30 to 17.00
- Office for Students with Special Needs
sportello@uniroma1.it
Freephone 800410960
- SOrt - Sportelli orientamento e tutorato
servizio.orientamento@uniroma1.it
[go to the page on the website of Sapienza University](#)
- SOUL - Sistema Orientamento Università Lavoro
[www.jobsoul.it](#) | [info@jobsoul.it](#)
- STUDENT AFFAIRS OFFICES
[Go to the list of Student Affairs Offices on Sapienza's website](#)

Insert the OPIS Code → Questionnaire

1. Insert the OPIS Code provided by the professor
2. Click on [go to questionnaire](#)
3. You will be directed to the questionnaire



Home - Degree Programmes - students' opinions

OPIS - STUDENT OPINIONS

INSERT OPIS CODE

go to questionnaire

- **Cybersecurity: 115E2MB0**
- **Engineering in Computer Science: UAPPCG13**